

THE HERB GUESSING CUBE

HOW CAN WE REMEMBER THE NAMES OF OUR FAVOURITE HERBS?


LET'S TRY WITH THE GUESSING CUBE!

CLASS: SECOND OF PRIMARY SCHOOL

CLIL UNIT: CONTENT AND INTEGRATED LEARNING

CONTENT: SCIENCE- HERBS /MATHS-THE CUBE

LANGUAGE: ENGLISH



***Content Science Objective:** Children can recognize the herbs using their sense of smell.*

They remember the English names of the herbs.

***Content Maths Objective:** Children can perceive/recognise the shape of the square and of the cube.*

***Use of English:** Following instructions*

***Vocabulary:** Herbs (mint, sage, rosemary, lavender, chive, thyme), shapes: square, classroom language (revision); new words: cube, fold, wings.*

***Methodology:** Learning by doing, playing games, cooperative learning.*

THE EXPERIENCE


WE NEED:

1. Some different kinds of herbs from the kitchen garden;
2. Coloured sheets of paper;
3. Scissors and glue.

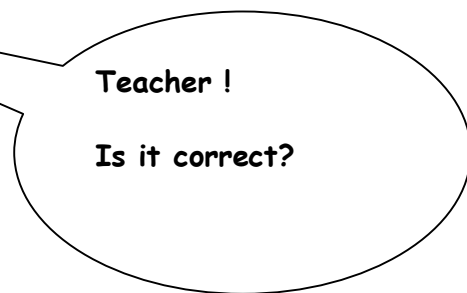
HOW TO DO IT:

1. Play with the herbs: touch them, smell them and look for you favourite.


- Repeat the English names (of course, do you already know the Italian ones?), matching them with the correct plant while you are touching them.
- Take the coloured paper (see table 1) and look at it very carefully: how many squares can you see?



- Draw your herbs on each square or write the names.



- Cut out the shape with your scissors; don't cut the small wings near the squares!



- Fold the shape following the lines in bold.



**CUBE?
FOR ME,
THIS IS A
BUTTERFLY !**



**CUBE?
ORA VI FACCI
VEDERE IO IL
CUBO!**

7. Stick the wings with the glue.



**IL MIO E'
PERFETTO!
A PERFECT CUBE!**

8. Make the cube.



**IT'S OK!
HERE IT IS!
MY PINK CUBE!**

**ANCH'IO CI SONO!
...QUASI
BASTA CHIUDERE QUI!**



**FATTO!
WELL DONE
DANIELE!**

9. Play with a friend or in a small group.



**OUR CUBES ARE
GREEN!
THE HERBS ARE
GREEN, TOO!**

10. Ask/answer questions: *What's your favourite herb? Is it chive? Yes, it is. No, it isn't.*



**WHAT'S YOUR
FAVOURITE HERB?
IS IT SAGE?**

**NO, IT ISN'T.
IT'S THYME!**

Allegato tab.1



YOUR TURN, NOW!

